

OWNER'S MANUAL

C3 - 525

5.25-inch (130 mm) Convertible 2-Way Component System

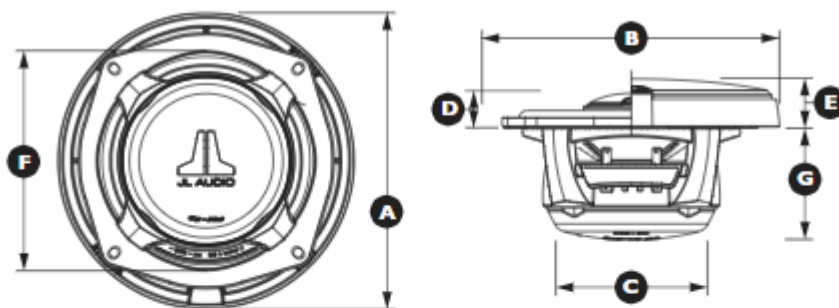


Thank you for choosing a JL Audio Evolution™ C3 Convertible Component System for your automotive sound system.

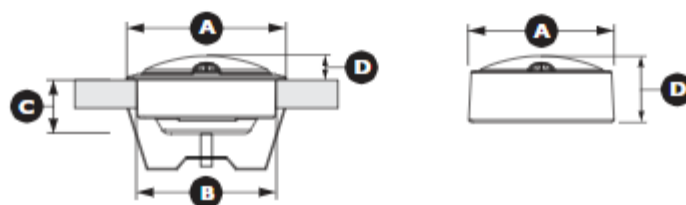
These Evolution™ Speakers have been designed and manufactured to exacting standards in order to ensure years of musical enjoyment in your vehicle. For maximum performance and extended warranty coverage, we highly recommend that you have your new speakers installed by an authorized JL Audio dealer. Your authorized dealer has the training, expertise and installation equipment to ensure optimum performance from this product. Should you decide to install the speakers yourself, please take the time to read this manual thoroughly so as to familiarize yourself with its installation requirements and setup procedures.

If you have any questions regarding the instructions in this manual or any aspect of your amplifier's operation, please contact your authorized JL Audio dealer for assistance. If you need further assistance, please call the JL Audio Technical Support Department at (954) 443-1100 during business hours.

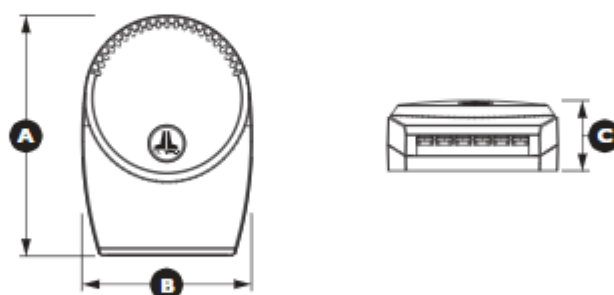




Woofer Physical Dimensions	
Frame Outer Diameter (A)	5.80 in. / 147.3 mm
Grille Tray Outer Diameter (B)	6.00 in. / 152.4 mm
Rear Cover Outer Diameter (C)	3.38 in. / 85.9 mm
Frontal Tweeter Protrusion* (D)	0.69 in. / 17.5 mm
Frontal Grille Protrusion (E)	1.00 in. / 25.4 mm
Mounting Hole Diameter (F)	4.56 in. / 115.9 mm
Mounting Depth (G)	2.27 in. / 57.7 mm



Tweeter Fixture Physical Dimensions	Flush-Mount	Surface-Mount
Fixture Outer Diameter (A)	2.12 in. / 53.8 mm	1.93 in. / 49.0 mm
Fixture Mounting Hole Diameter (B)	1.875 in. / 47.6 mm	N/A
Fixture Mounting Depth (C)	0.71 in. / 18.0 mm	N/A
Tweeter Frontal Protrusion (D)	0.32 in. / 8.1 mm	0.95 in. / 24.1 mm



Crossover Network Physical Dimensions	
Height (A)	4.72 in. / 119.9 mm
Width (B)	3.36 in. / 85.3 mm
Depth (C)	1.44 in. / 36.6 mm